


SOLUTION OVERVIEW


# VIM Reporting Dashboard


Extend OpenText Vendor Invoice Management (VIM) for SAP® Solutions with additional reporting capabilities associated with Invoice Processing. An OpenText Professional Services (PS) package developed and supported by our tenured experts



 **Visibility** into AP processing to identify issues

 **User friendly**  
Easy to interpret graphical reports

 **Reduce costs**  
through optimized AP processes

 **Go live faster**  
Extend VIM functionality rapidly

**A key value proposition of a digital invoice processing solution such as OpenText VIM for SAP® Solutions is cost savings achieved through high levels of automation. The popular adage is true: “If you can’t measure it, you can’t improve it.” – Peter Drucker. The ability to measure performance of AP processing is key to understanding productivity and bottlenecks.**

Reporting tools leveraging real-time data and presented graphically in an easy to use interface will allow organizations to measure their processing. This sets the stage for action planning to improve on current processing. A reduction of exceptions, load balancing between staff, and other optimizations will yield further cost savings to the Accounts Payable team.

OpenText Professional Services has extensive field experience developing and supporting solution extensions for OpenText and SAP® product functionality. The VIM Reporting Dashboard package from OpenText Professional Services provides great extended functionality and avoids risks of maintaining custom or third-party extensions.

## **Visibility into AP processing to identify issues**

Not only is visibility into processing metrics important, but real-time data from OpenText VIM tables—rather than staging tables—affords AP managers greater agility to respond to observations about process issues caused by workload imbalances, AP staff performance (i.e. the user turnaround report), input channel issues (i.e. the ICC / BCC recognition report), and others.

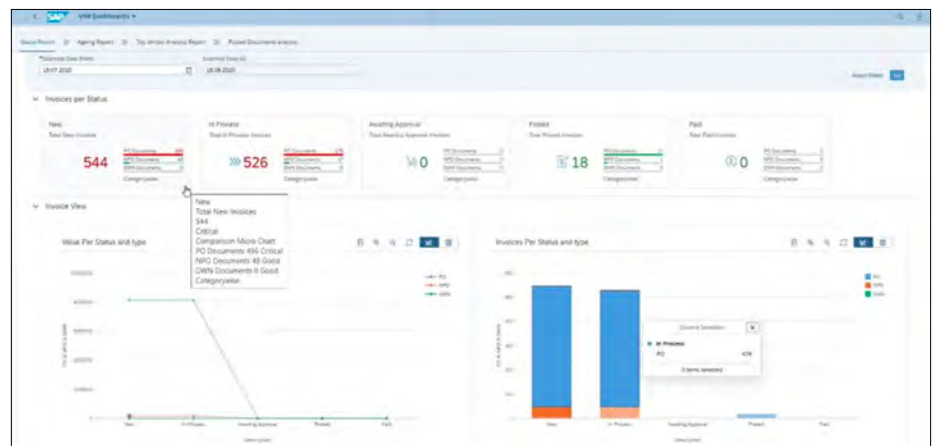
Beyond individual reports, the dashboard provides a single view for all the business-critical AP processing data. Role based data presentation enables line managers to organize processing better and prioritize daily tasks.

### User friendly reporting for improved analysis of processes

The reporting dashboard features reports for Fiori and for SAP GUI providing different options for accessing reports.

<div style="text-align: center; border: 1px solid white; border-radius: 50%; width: 40px; margin: 0 auto; padding: 5px;">SAP® Fiori</div> <ol style="list-style-type: none"> <li>1. Status report</li> <li>2. Top vendor analysis report</li> <li>3. Aging report</li> <li>4. Posted document analysis report</li> </ol>	<div style="text-align: center; border: 1px solid white; border-radius: 50%; width: 40px; margin: 0 auto; padding: 5px;">SAP® GUI</div> <ol style="list-style-type: none"> <li>5. SLA report</li> <li>6. User turnaround report</li> <li>7. Open invoices status report</li> <li>8. Referral report</li> <li>9. VIM DP status report</li> <li>10. ICC / BCC recognition report</li> </ol>
--	---

Reports are presented with simple, clear graphs to simplify interpretation.



VIM Reporting Dashboard – Report: Invoices by status

### Reduce operational costs through optimized AP processes

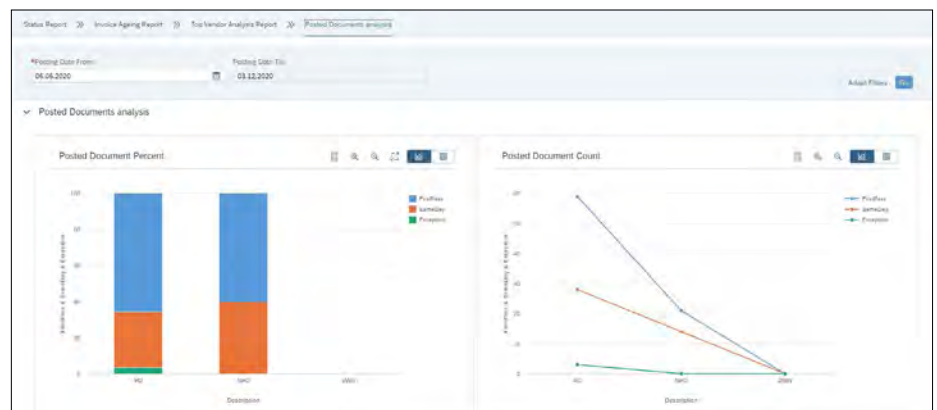
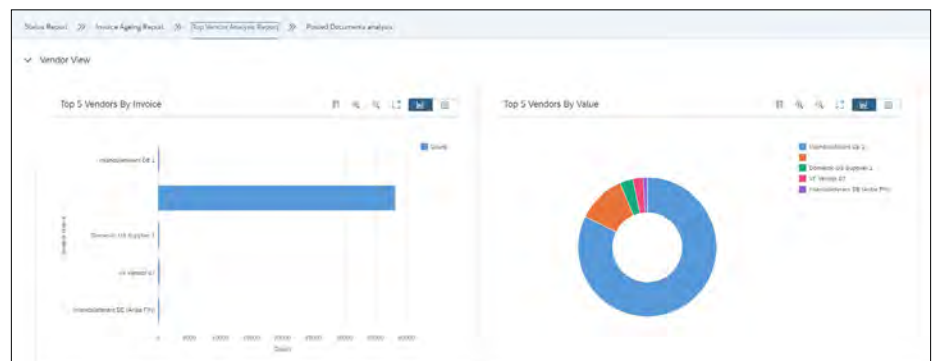
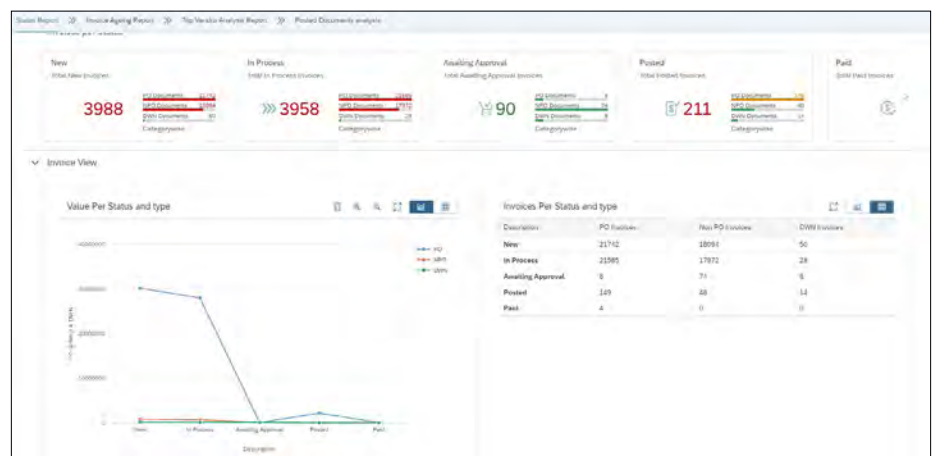
“If you can measure it, you can improve it”. Measure performance of AP processing as well as understand productivity and bottlenecks. Then take action to improve on current processing. The VIM Reporting Dashboard can be a powerful tool to improve AP automation and cost-management objectives.

### Go live faster Extend VIM functionality rapidly

OpenText Professional Services has extensive field experience developing and supporting solution extensions for OpenText and SAP® product functionality. The VIM Reporting Dashboard package from OpenText Professional Services provides extended functionality and avoids the risks of maintaining custom or third-party extensions. Implementation and deployment of the package is straightforward—your SAP Basis team can deploy the solution using the provided SAP transport supported by an implementation guide. If further assistance is desired, the package implementation can be expertly serviced by OpenText Professional Services; all work can be performed by remotely deployed staff.

## Buy with confidence from the product vendor of VIM for SAP

Benefit from expertise, experience extending SAP solutions, accountability, and innovative problem-solving by dealing with OpenText for this solution. As the product vendor, OpenText delivers as one team. Professional Services has unparalleled access to our Customer Support and Product Engineering teams who share mutual accountability for customer success and satisfaction relating to products, product extensions, and services. Professional Services is a global organization with over 3,000 staff with an Ecosystem Solutions Practice of over 130 consultants with extensive domain expertise and relationships with technology partners including SAP and Salesforce. The organization brings nearly three decades of experience extending and supporting SAP solutions when developing packaged solutions such as VIM Reporting Dashboard.



Examples of report presentation

OT Blogs about digitizing finance and maximizing VIM

Go live faster and extend functionality with packages

Maximizing solution adoption

Operate to delight with Managed Services

**Related services**

- Implementation consulting services
- User Adoption and Change Management advisory service
- Training (instructor led via remote or in-person, or self-paced)
- Learning on Demand (self-paced) training
- Managed Services: fully managed or assistive services

Service Offer Components	Description
OpenText PS VIM Reporting Dashboard	Installable package (install via SAP transport) containing the following reports: <ul style="list-style-type: none"> <li>• <b>Fiori based reports:</b> Status report, top vendor analysis report, aging report, posted document analysis report</li> <li>• <b>SAP GUI based reports:</b> SLA report, user turnaround report, open invoices status report, referral report, VIM DP status report, ICC / BCC recognition report</li> </ul>
Solution documentation	Data sheet, installation guide, user guide.
Solution support	Optional Optimize Assist Solution Support program (annual and renewable)

**opentext™ | Professional Services**



To talk to an OpenText Professional Services expert about this solution or other service offerings, please contact [ProfServices@opentext.com](mailto:ProfServices@opentext.com) or visit [www.opentext.com/services](http://www.opentext.com/services).

**About OpenText**

OpenText, The Information Company, enables organizations to gain insight through market leading information management solutions, on-premises or in the cloud. For more information about OpenText (NASDAQ: OTEX, TSX: OTEX) visit: [opentext.com](http://opentext.com).

**Connect with us:**

- [OpenText CEO Mark Barrenechea's blog](#)
- [Twitter](#) | [LinkedIn](#)